

HOW TO BUY **TICO** FROM CEXs



STEP UP YOUR GAME WITH **TICO** !

STEP 1
Press on any of the 3 CEXs: Gate.io, MEXC Global or BitMart. Each will open a dedicated page with the \$TICO/USDT pair.



CoinMarketCap CoinGecko

STEP 2
If you have an account on any of those CEXs, you will be now able to buy \$TICO.

OPTIONAL STEPS
If you don't have a CEX account yet, please follow the below video tutorials on how to open and verify an account, deposit funds and also how to buy on each of the 3 CEXs.


HOW TO CREATE A CEX ACCOUNT...	HOW TO VERIFY ACCOUNT...	HOW TO DEPOSIT FUNDS...	HOW TO BUY TOKENS...
<p>...ON GATE.IO</p>			
<p>...ON MEXC GLOBAL</p>			
<p>...ON BITMART</p>			

This information does not constitute financial advice or a recommendation to buy, sell, or hold any digital asset. Recipients should conduct their own research and consult with a financial advisor before making any decisions. This offer is not intended for residents of the United States or Canada.

HOW TO BUY **TICO** FROM DEX

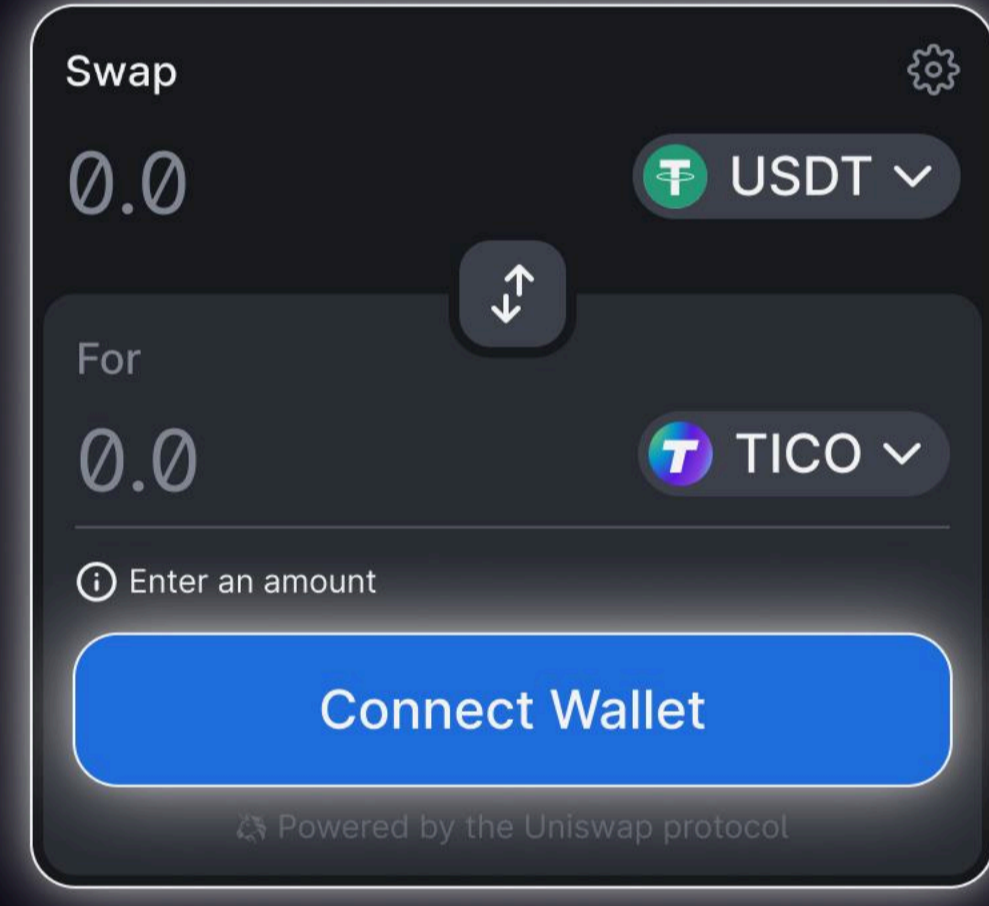


STEP UP YOUR GAME WITH **TICO** !



CoinMarketCap CoinGecko

BUY ON UNISWAP NOW!

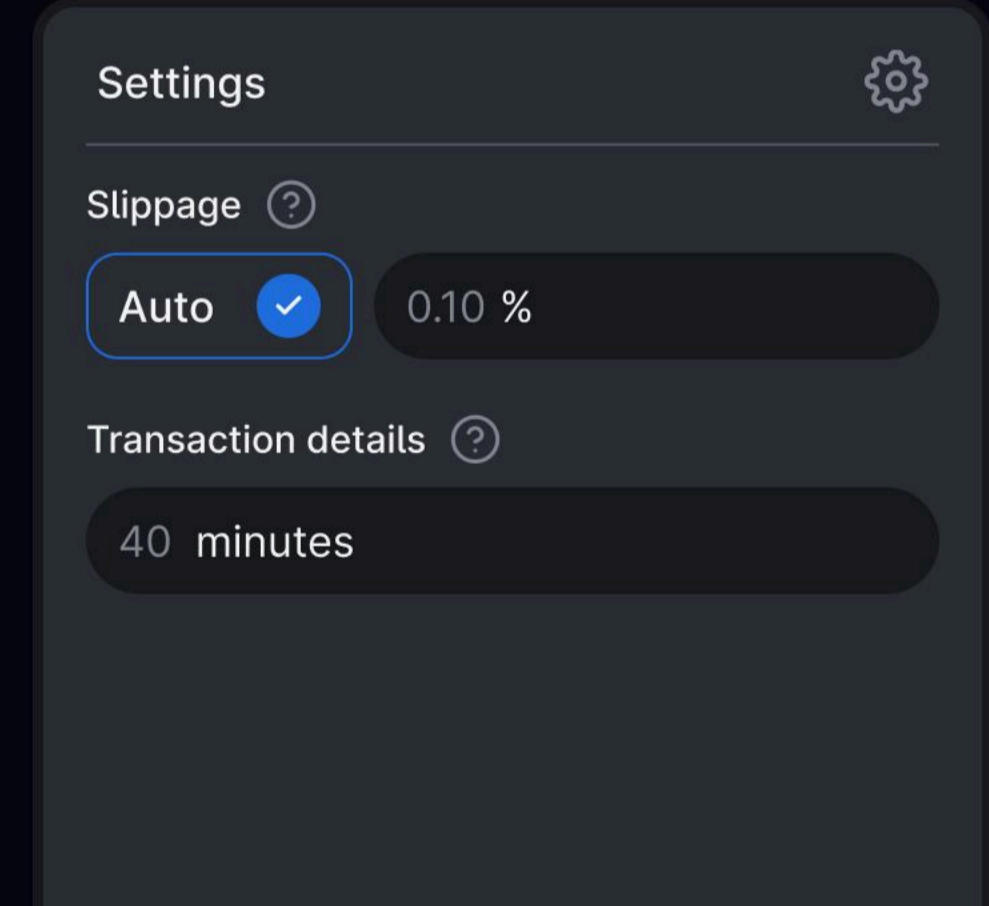


STEP 1
Connect your EVM compatible Wallet to Uniswap and make sure that you have \$USDT on the main Avalanche C-Chain Network. After, follow the different states of the widget, described below!

STEP 2
Once the wallet is connected, enter the \$USDT amount you want to purchase \$TICO for, on the main Avalanche C-Chain Network. The conversion will be done automatically.

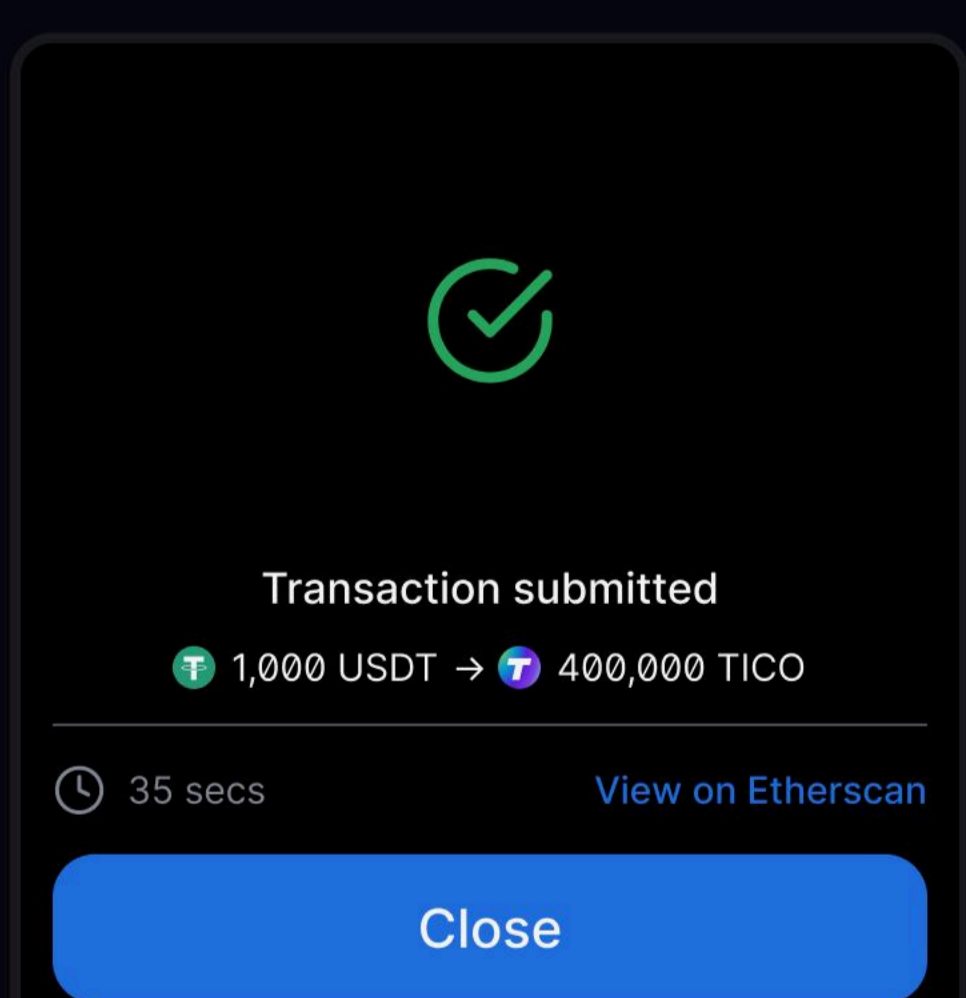
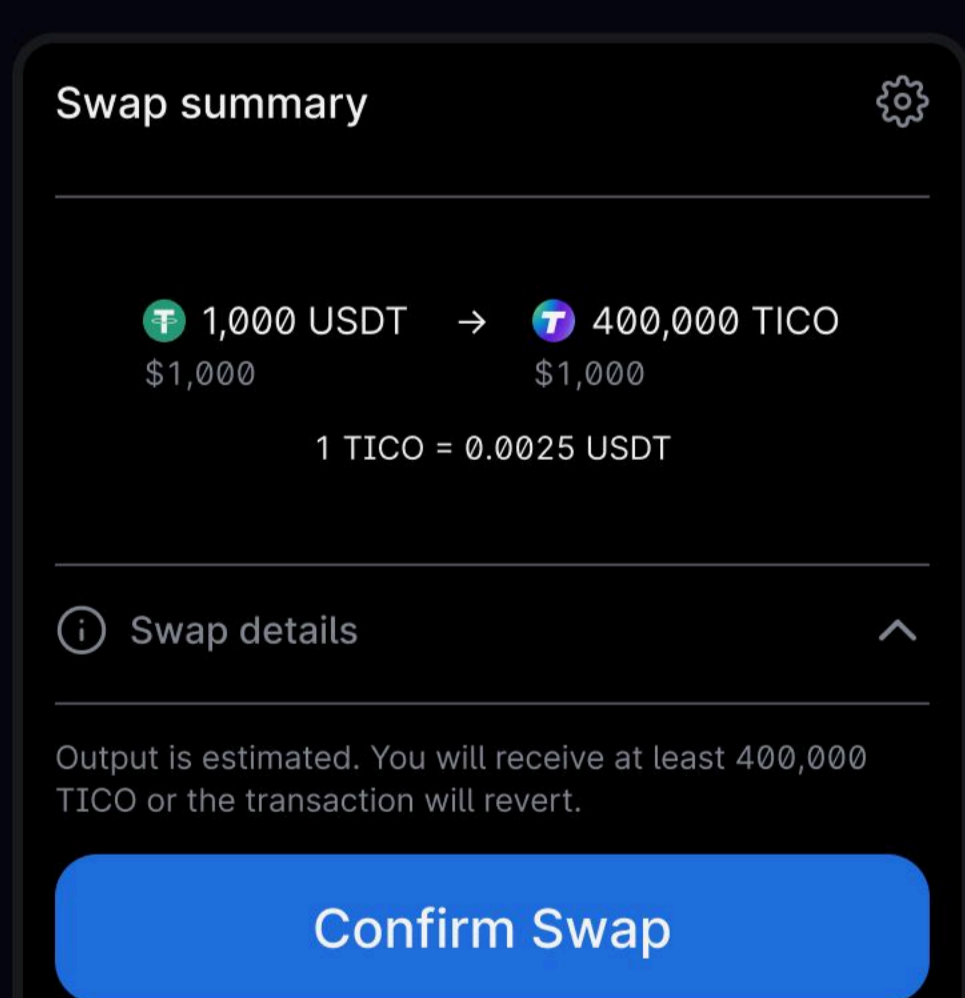
STEP 3
Select the **Slippage** amount allowed to execute the transaction. For higher chances of a successful transaction, we recommend to leave it on "Auto".

STEP 4
Once the Slippage and the amounts are confirmed, you can press on **Review Swap** to continue.



STEP 5
Review the swap summary and press on **Confirm Swap**.

DONE
Once the transaction has been validated, you will see the **\$TICO** purchased in your wallet.




Note: the values/exchange rates above are just for example purposes only. The real exchange rates will be based on the market conditions at the moment of the swap.

This information does not constitute financial advice or a recommendation to buy, sell, or hold any digital asset. Recipients should conduct their own research and consult with a financial advisor before making any decisions. This offer is not intended for residents of the United States or Canada.

HOW TO BUY **TICO** FROM PLATFORM USING CREDIT CARD



STEP UP YOUR GAME WITH **TICO** !



CoinMarketCap CoinGecko

STEP 1
Click on the VISA, MASTERCARD, SIMPLEX icons.

NEXT STEPS - COMING SOON!
The full flow of how to purchase \$TICO directly from the Funtico Platform using our licensed Payments Providers, will be updated after the \$TICO Token Generation Event (27 of January, 2025).

This information does not constitute financial advice or a recommendation to buy, sell, or hold any digital asset. Recipients should conduct their own research and consult with a financial advisor before making any decisions. This offer is not intended for residents of the United States or Canada.